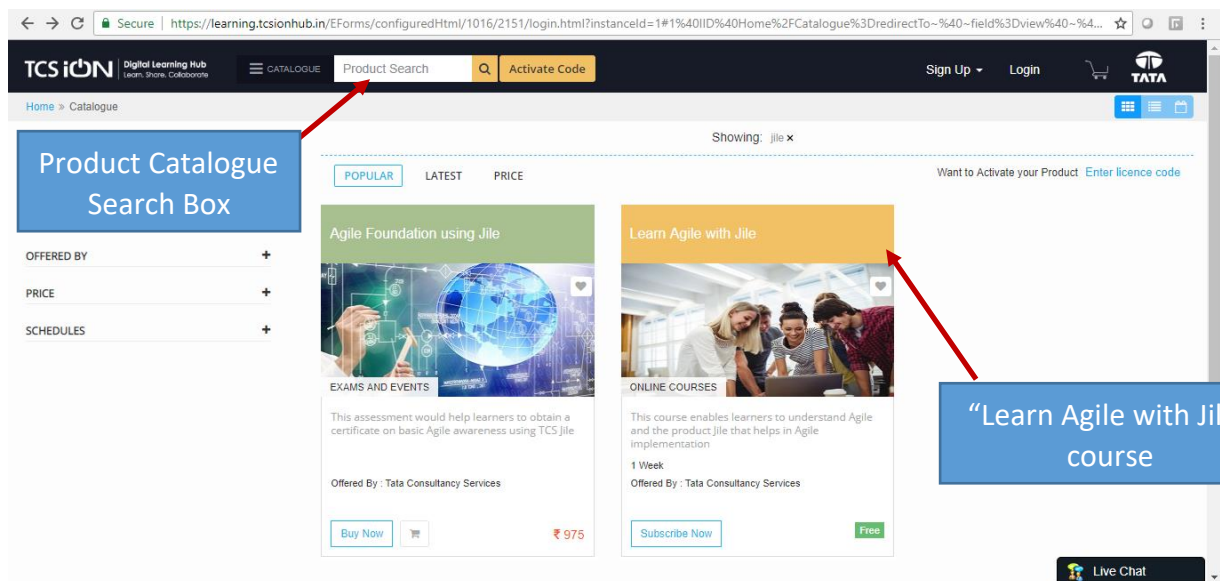
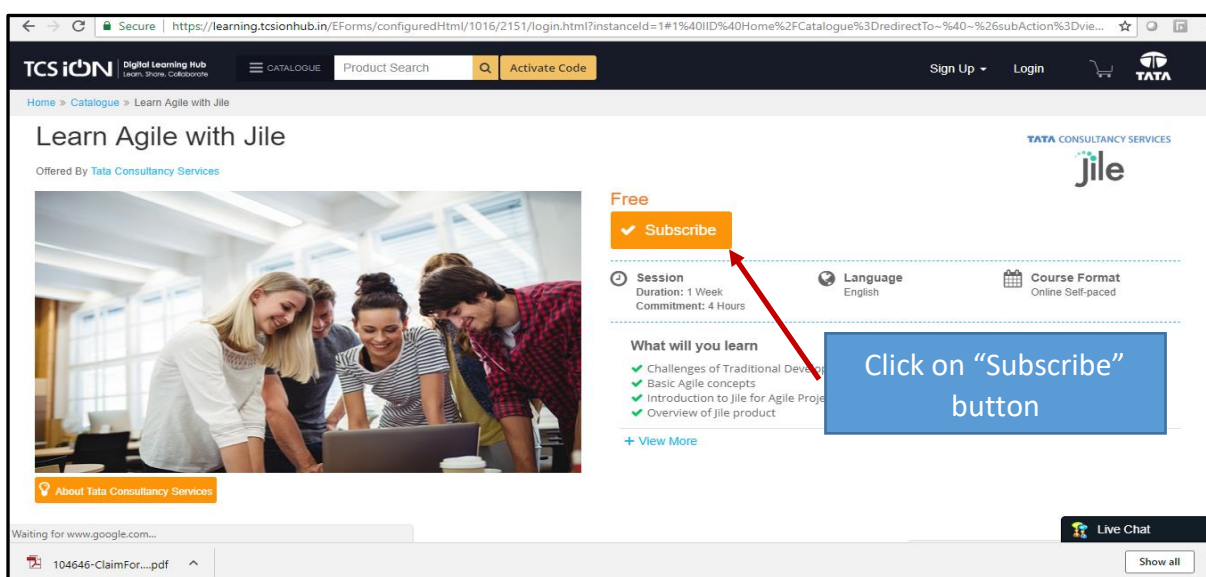


Guideline for Subscribing to “Learn Agile with Jile” course

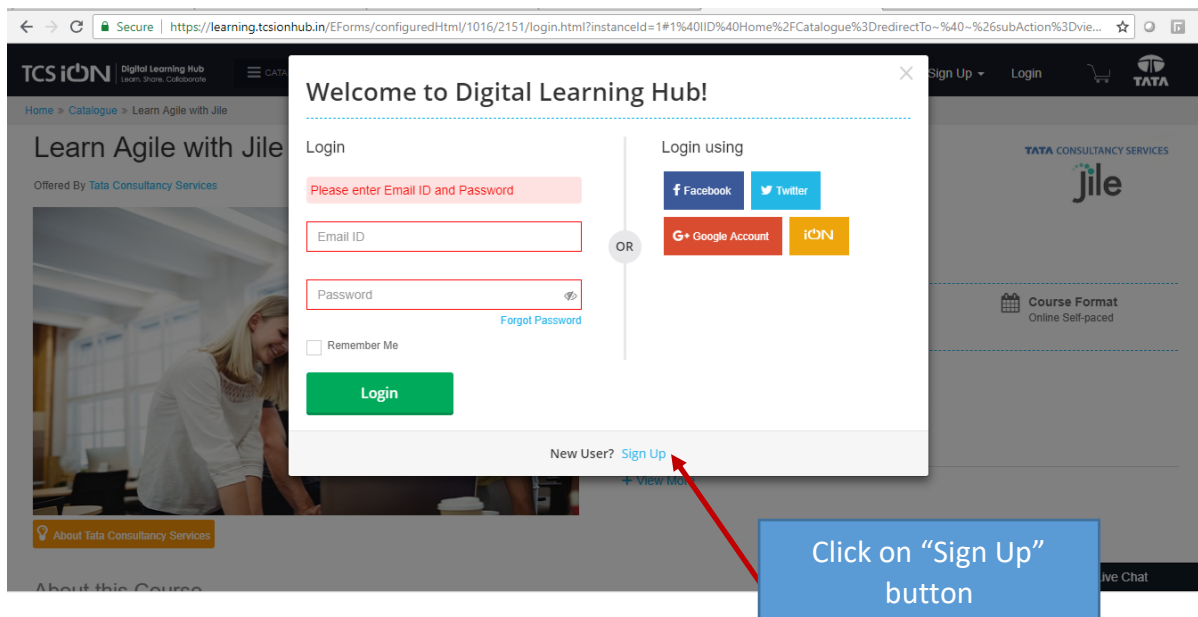
1. Open the URL <https://learning.tcsionhub.in/>. Search Jile in Product Catalogue Search box. You would find 2 products listed. “Learn Agile with Jile” is one of them.



2. On the product stamp page click on the product image it will direct you to the product details page.



3. Click on “**Subscribe**” button. You will be directed for registration with the portal.



4. Registration in iON.

If you are a first time user,

- click on suitable social media handle to register using the social media handle

OR

- If you do not have a social media handle, click on “Sign Up” link at the bottom of the page for registering yourself as a user.

5. For signing up without social media handle, after clicking on “Sign Up” button, the User Account Registration window is displayed where you need to enter your basic details to complete your one time registration process. Please ensure your email id is correct since the same will be used for future communication

Secure | <https://learning.tcsionhub.in/EForms/configuredHtml/1016/2151/login.html?instanceId=1#1%40IID%40Home%2FCatalogue%3DredirectTo~%40-%26subAction%3Dvie...>

Welcome to Digital Learning Hub!

User Account Sign Up

*marked fields are mandatory

Full Name Email ID

Password Confirm Password

Are you minor? Yes No

By creating your account you accept ION Digital Learning Hubs [Privacy Notice](#)

2 p z e h r j

Type the text shown in the image above.

Sign Up using

Facebook Twitter Google Account ION

Course Format
Online Self-paced

Live Chat

- After Signing up, you will come back to the login page as shown below. Enter the credentials you have provided while registering (Email ID and Password) and click on “Login” button.

Secure | <https://learning.tcsionhub.in/EForms/configuredHtml/1016/2151/login.html?instanceId=1#1%40IID%40Home%2FCatalogue%3DredirectTo~%40-%26subAction%3Dvie...>

Welcome to Digital Learning Hub!

Login

Email ID

Password [Forgot Password](#)

Remember Me

Login using

Facebook Twitter Google Account ION

New User? [Sign Up](#)

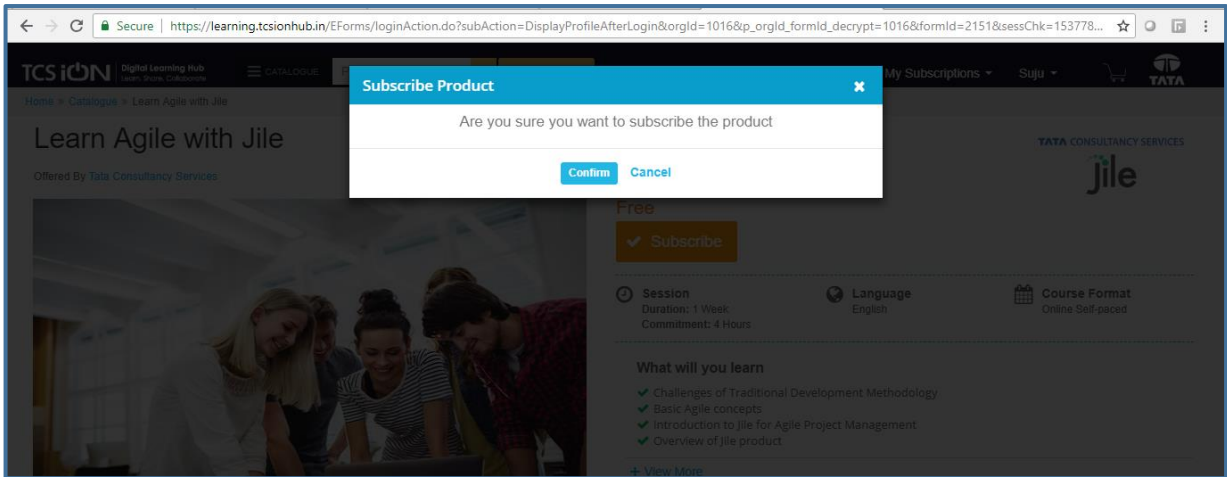
- Introduction to Jile for Agile Project management
- Overview of Jile product

[+ View More](#)

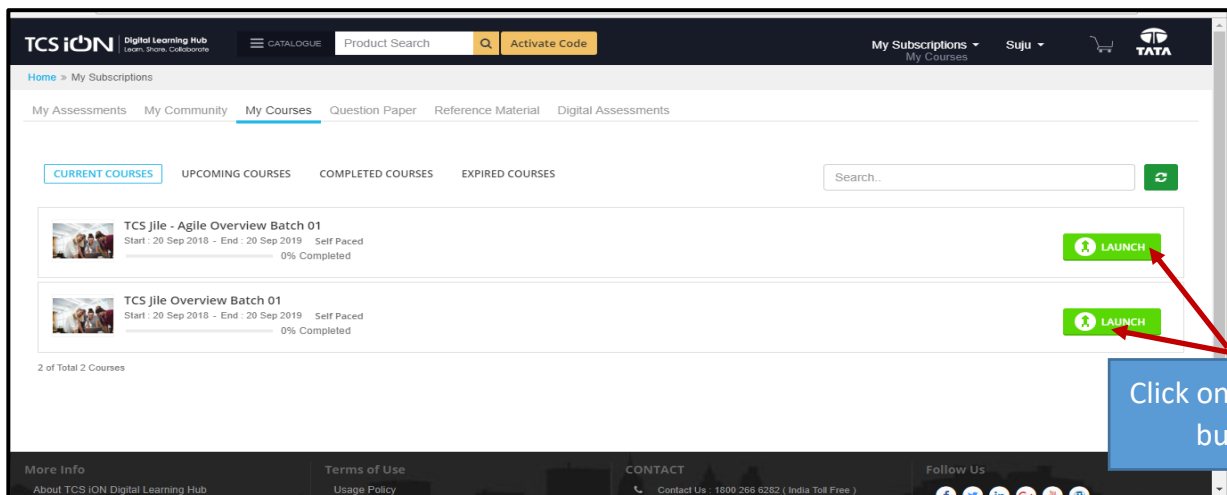
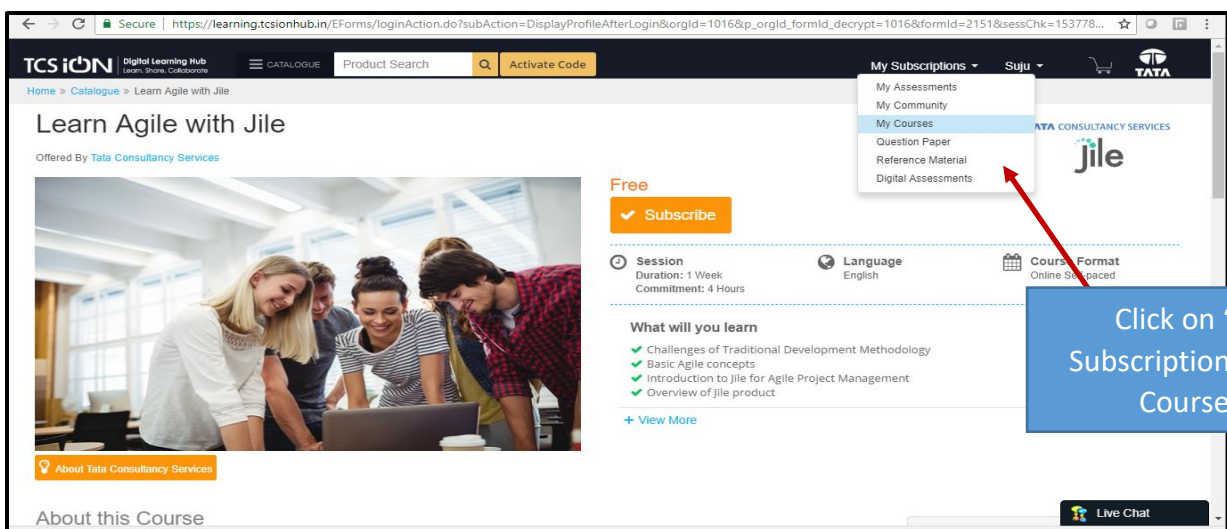
Course Format
Online Self-paced

Live Chat

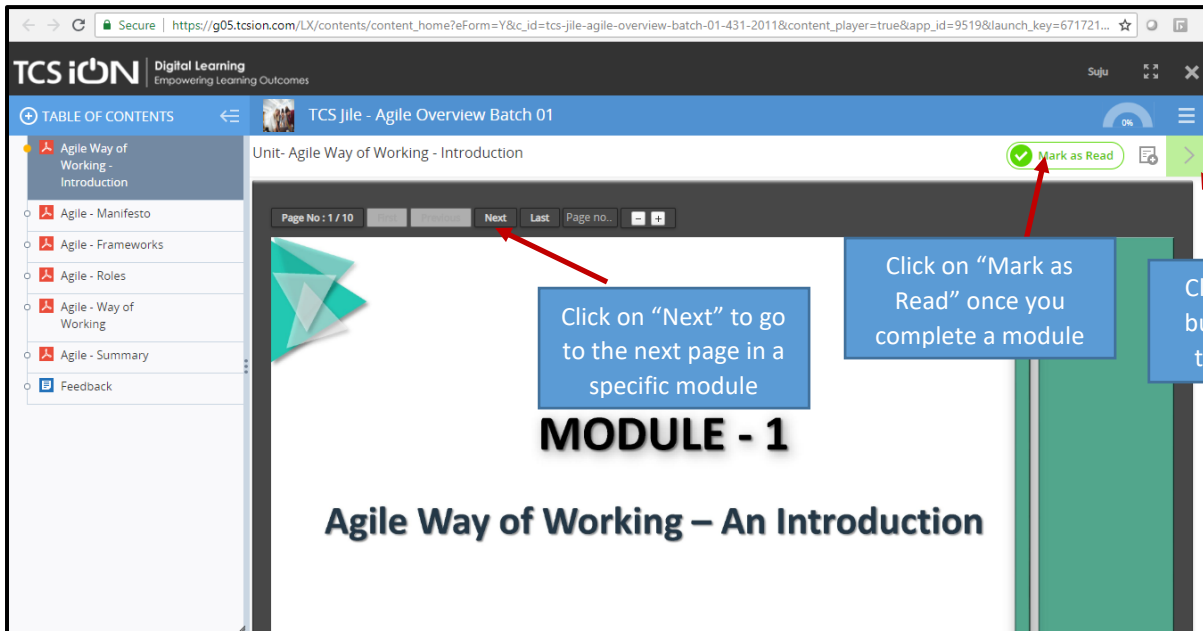
- A confirmation dialog box will be displayed as shown below, click on “Confirm” button.

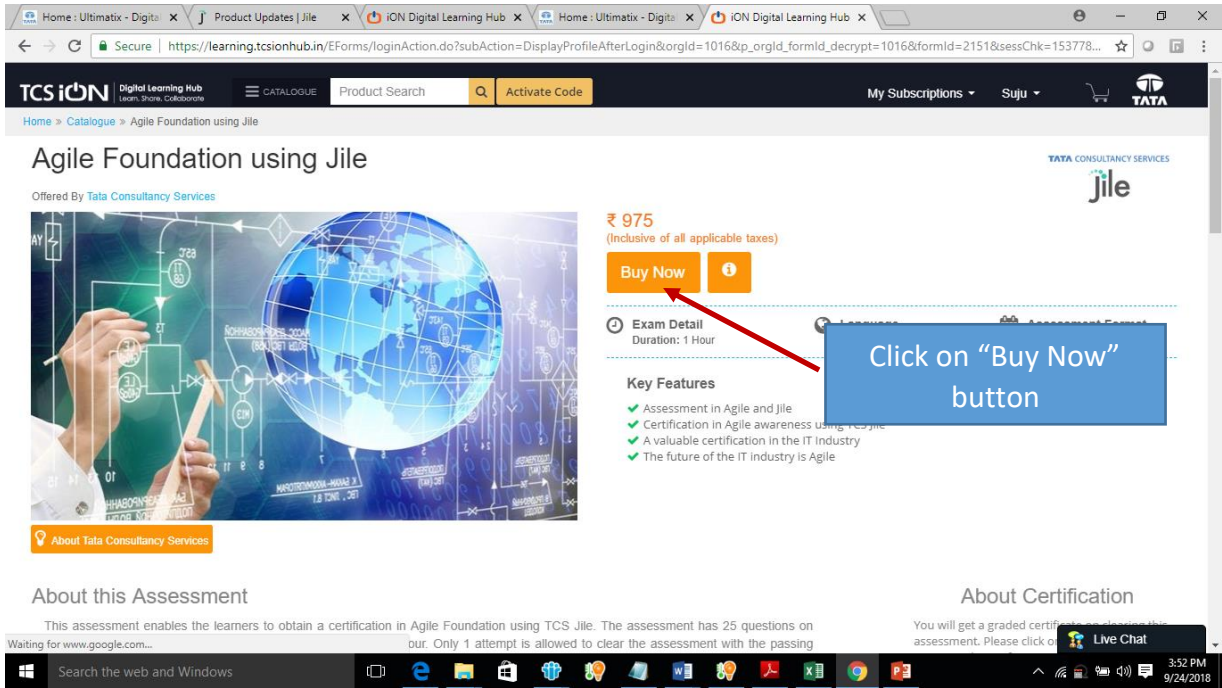


8. After successful subscription of the course, Click on My Subscriptions -> My Courses, you will find two course modules listed i.e. "TCS Jile – Agile Overview Batch 01" and "TCS Jile Overview Batch 01". It will take 5 mins to reflect the subscribed course under My Courses.

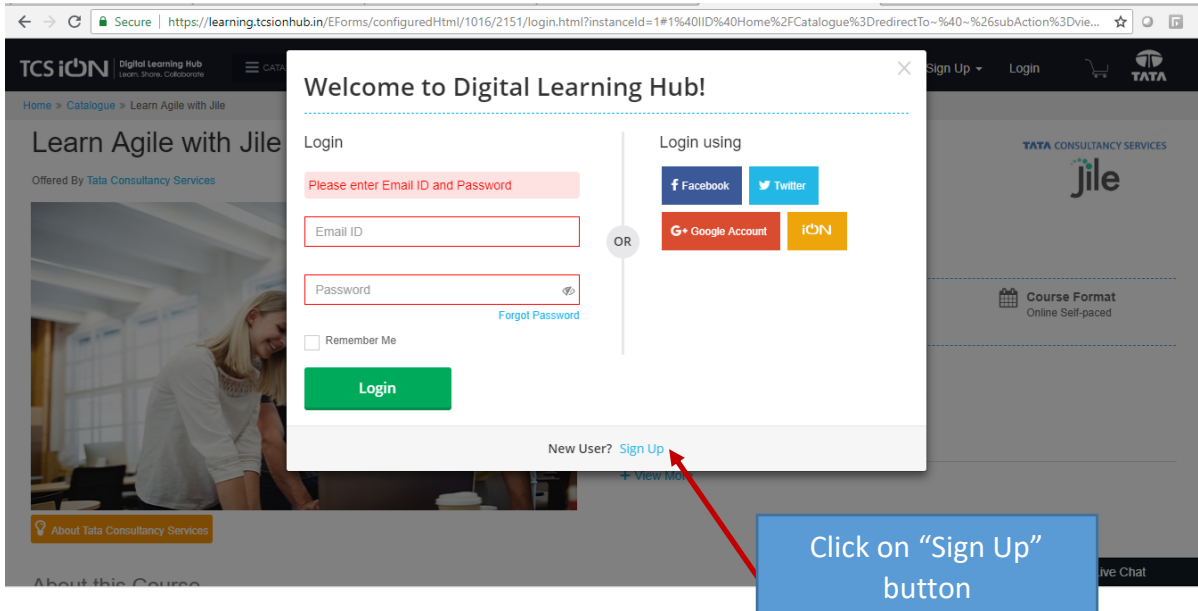


9. On clicking “Launch button”, the course content will be displayed as below:





3. Click on **“Buy Now”** button. You will be directed for registration with the portal.



4. Registration in iON.

If you are a first time user,

- click on suitable social media handle to register using the social media handle

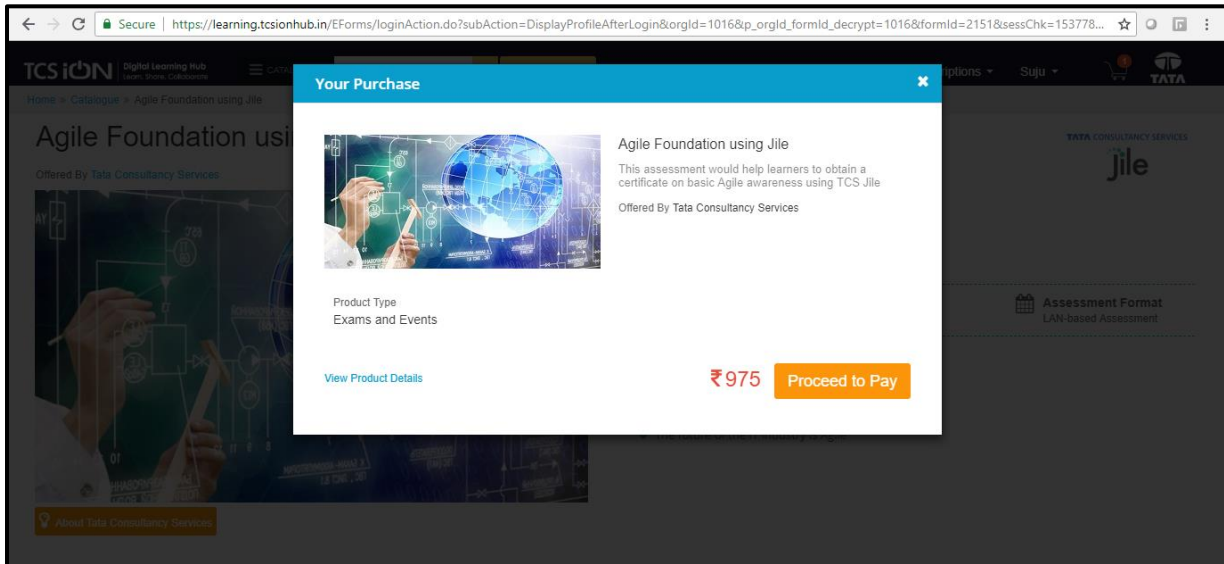
OR

- If you do not have a social media handle, click on “Sign Up” link at the bottom of the page for registering yourself as a user.

5. For signing up without social media handle, after clicking on “Sign Up” button, the User Account Registration window is displayed where you need to enter your basic details to complete your one time registration process. Please ensure your email id is correct since the same will be used for future communication

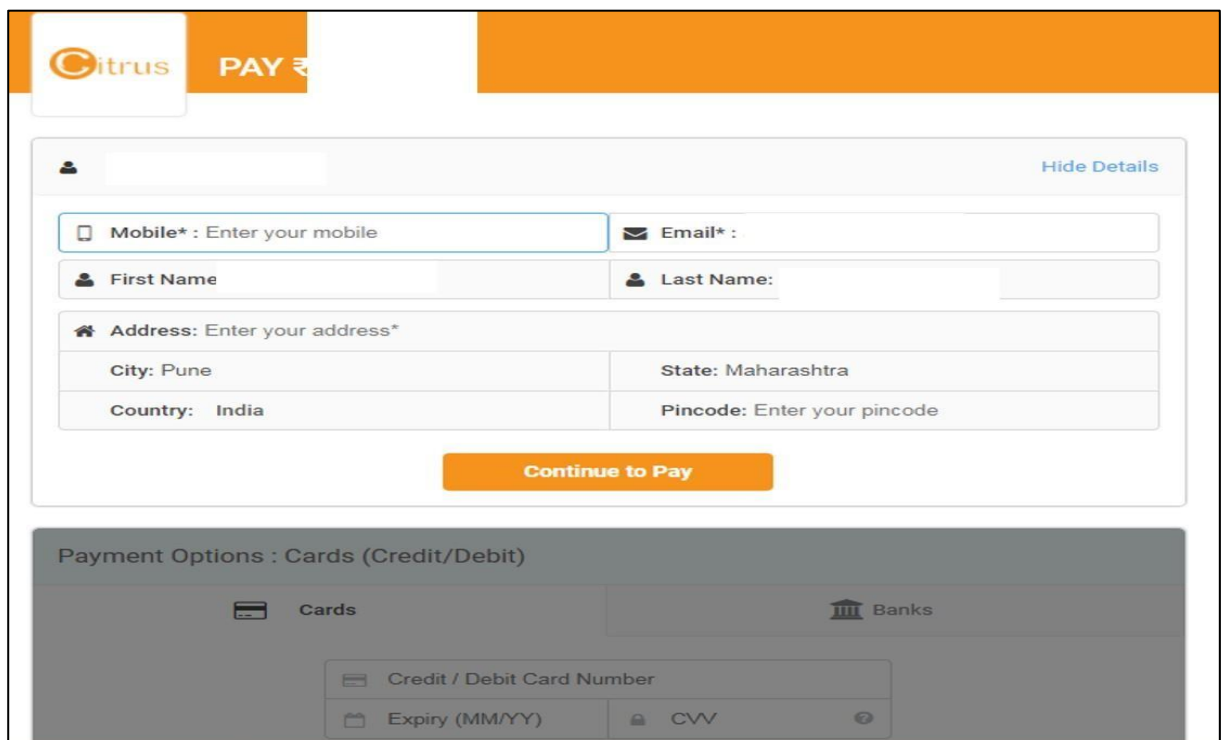
6. After Signing up, you will come back to the login page as shown below. Enter the credentials you have provided while registering (Email ID and Password) and click on “Login” button.

7. After logging in, you will be directed to “Proceed to Pay” page as below:



8. Click on “Proceed to Pay” button to be redirected to the Payment Gateway.

9. Enter the relevant details on the Payment Gateway as below and make the payment.



10. On successful payment, you will be redirected to the Order Summary page with the details of your Order

TCS iON Digital Learning Hub
Learn, Share, Collaborate

TCS iON LIFE LONG LEARNING
Learn, Nurture, Grow

Order Summary Print

Order Id : 14710120180726143823418
1 | Total Items (1)

Status: Success

Close this window and navigate to relevant section under My Subscriptions for further action.

Transaction Detail
 Transaction Id : Not Applicable | Mode: Free Product Subscription | Date: 2018-07-26

User Detail
 Phone :
 Email :

Total Products (1)

11. Close this window and go to the main page and search for Agile Foundation using Jile.

12. The “Buy Now” button will now be replaced by “Apply Now” button.

13. Click on “Apply Now” button, an Application form is displayed on the screen. Read the relevant instructions carefully and fill in the required details in the form and submit the form.

Agile and Jile

NOTE: Your Application form has Submitted Successfully.

Applicant Details

Personal Details

Application No 16	Candidate's Name INDHUMATHI MANIKANDAN	College Roll No 123456	College Name BHARATH
Branch ECE	Year of passing 2013	Email ID indhumathi.s@tcs.com	Mobile Number 9884307437

14. On successful submission of the form you will receive a confirmation of the same over email / SMS.

P.S: Further communications will be sent to the registered Mail ID / Phone Number